

Estimating the impact of exceptional climate change education on individual lifetime carbon emissions

*Eugene Cordero, Diana Centeno, Elizabeth Walsh^{1,2}
Anne Marie Todd³*

¹Department of Meteorology and Climate Science

²Science Education

³Department of Communication Studies

San José State University, California



UN Framework Convention on Climate Change (1992)

“Education is an essential element for mounting an adequate global response to climate change”



Clean Technology





Elon Musk



STEM



Science • Technology • Engineering • Math



Question

Can we quantify the potential role of education as a mitigation tool?



COMM 168A/B Global Climate Change (2007)

Scientific and social scientific approaches to the process and effects of global climate change: Climate changes in the Earth's past, interactions between climate and life, anthropogenic climate change, socioeconomic contexts of environmental effects, cultural influences on climate change mitigation strategies.

Education

- 500 students took Global Climate Change between 2007-2011

“Exceptional” education experience

- Integrative format blending science and social action
- Focus on how climate change impacts individual students both personally and professionally
- Culminating experience includes community project

Survey

- 20-item questionnaire
- Two categories of questions
 - A:** Course engagement and climate literacy
 - B:** Behavior change attributed to class

Results (Category A Questions)

- 96% of alumni would recommend the class to their friends
- 80% strongly agree or agree that they have personally experienced the effects of climate change
- 66% think that individual actions can make a difference in reducing climate change
- 74% think that humans can reduce climate change if we change our behavior

Category B Questions

As a result of my participation in this course, I have

- Made the following changes to my transportation methods (e.g., purchase hybrid or electric vehicle, carpool, ride a bike, etc.)
- Made the following actions to reduce energy consumption at home (e.g., purchased energy efficient appliances, installed solar panels, purchased renewable energy, etc.)
- Made food choices to reduce carbon emissions (e.g., reduced red meat consumption)

Carbon Footprint Calculator

Start with a quick carbon footprint estimate

Zipcode: 95192

City: County: State:

How Many people live in: Two

What is your gross annual income: \$60,000 to \$79,999

United States

Metric tons CO₂/year

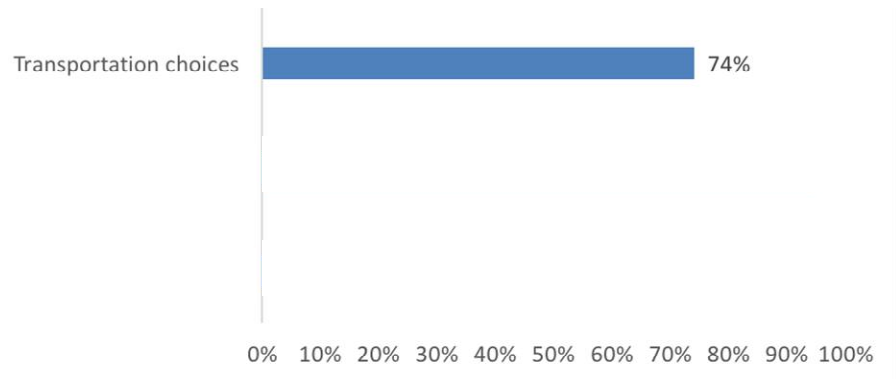
Category	Sub-category	Value (Metric tons CO ₂ /year)
Travel	Air Travel	~16
	Car MFG	~1
Home	Construction	~1
	Water	~1
	Other Fuels	~1
	Natural Gas	~1
Food	Electricity	~1
	Meat	~1
Goods	Other Goods	~1
	Furniture	~1
	Clothing	~1
Services	Services	~1

Total 52.6 tons CO₂/year

The footprint of the average household in United States with 2 people and similar income.

<http://coolclimate.berkeley.edu/calculator>

Survey Results

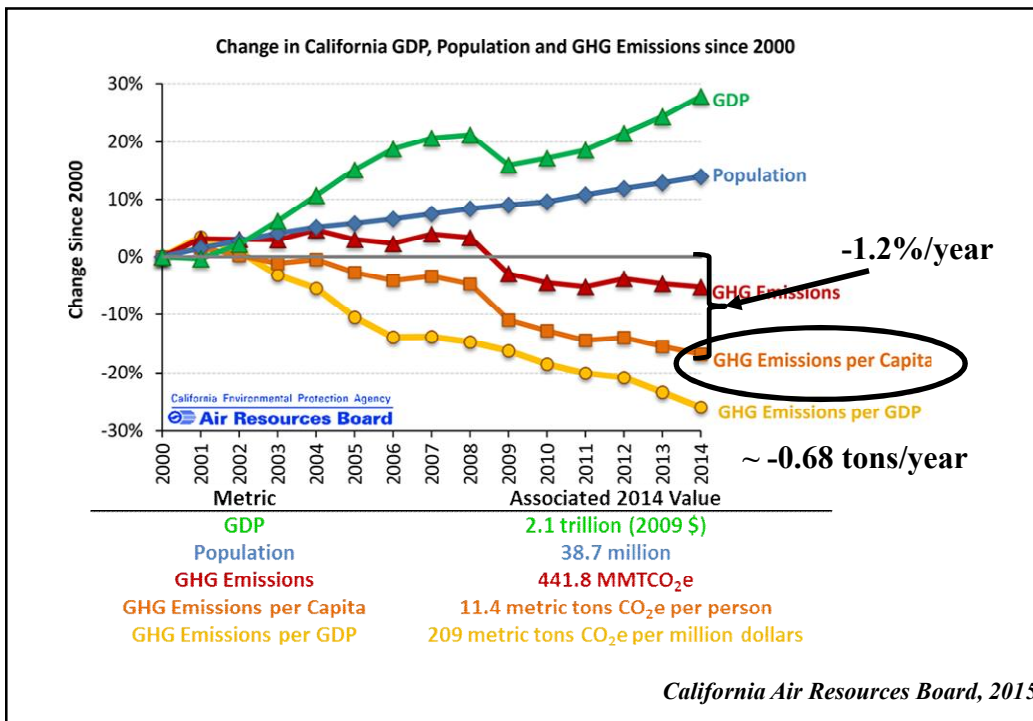


Carbon Reductions

- The average reduction/alumni is: 3.9 tons of CO₂/yr
 - Waste reduction: 27%
 - Home energy conservation: 24%
 - Food choices: 22% tons
 - Transportation choices: 27%

Control Group

Consider average Californian
over 5 year time frame

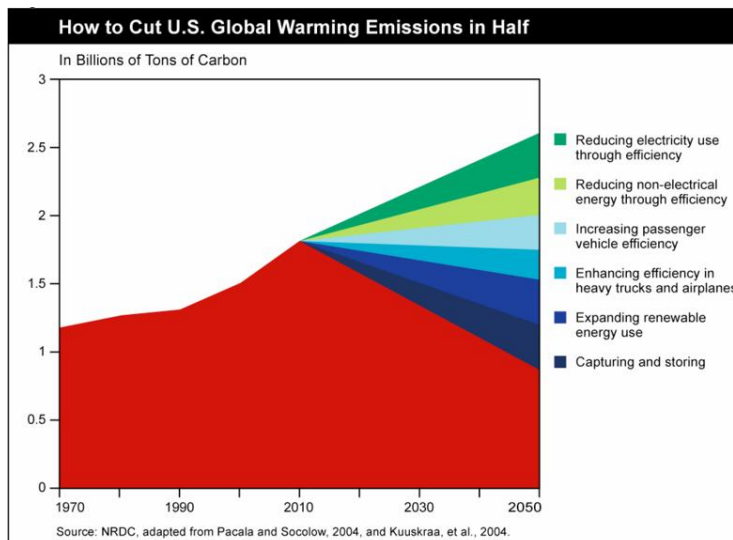


Results

168 Class:
Reduction of 3.9 tons of CO₂/year

California:
Reduction of 0.68 tons of CO₂/year

Climate Change Mitigation (U.S. Stabilization Wedges)



Can 'exceptional' education produce a U.S. Stabilization wedge?

- If 5.6 million U.S. students receive quality climate education (extrapolating from our results)



1 US stabilization wedge (0.25 gigatons of C)

1 US stabilization wedge - double fuel economy of US fleet (54 mpg)

1 US stabilization wedge - 6x increase in renewable energy (30% total)

Climate Change & Education

Green Ninja

Popular uploads



Green Ninja: Footprint Renovation
1,663,625 views • 4 years ago

CC



What's the Bag Deal: Paper vs. Plastic?

314,062 views • 3 years ago


CC



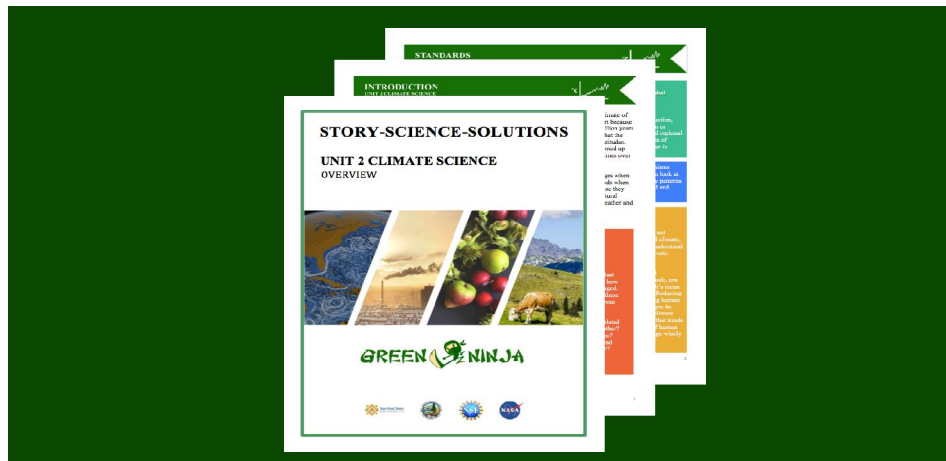
Who is the Green Ninja?

139,578 views • 4 years ago

CC

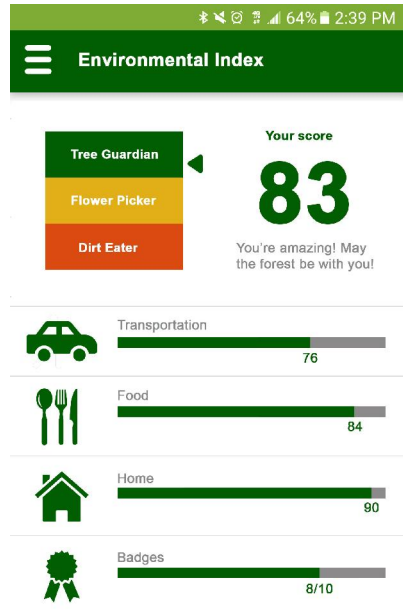


GREEN NINJA

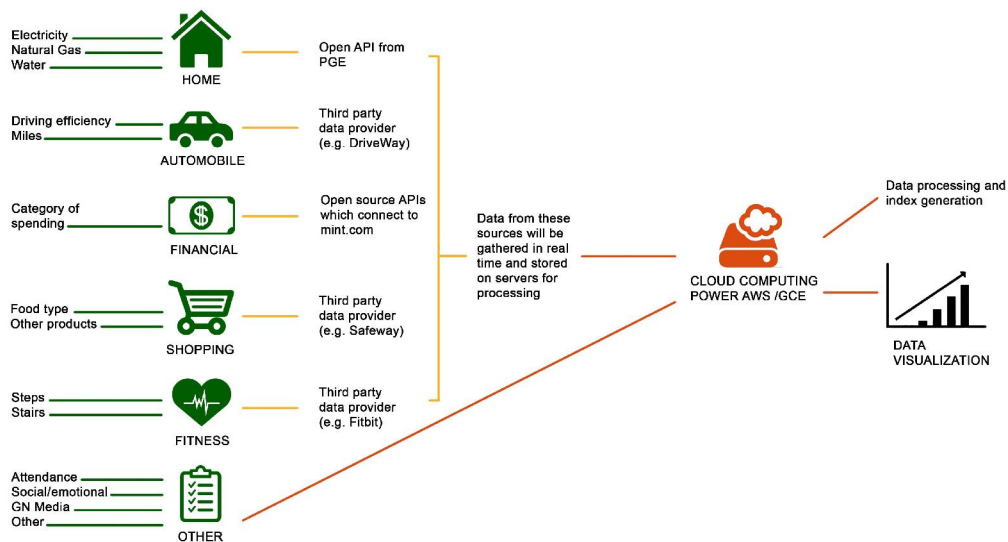


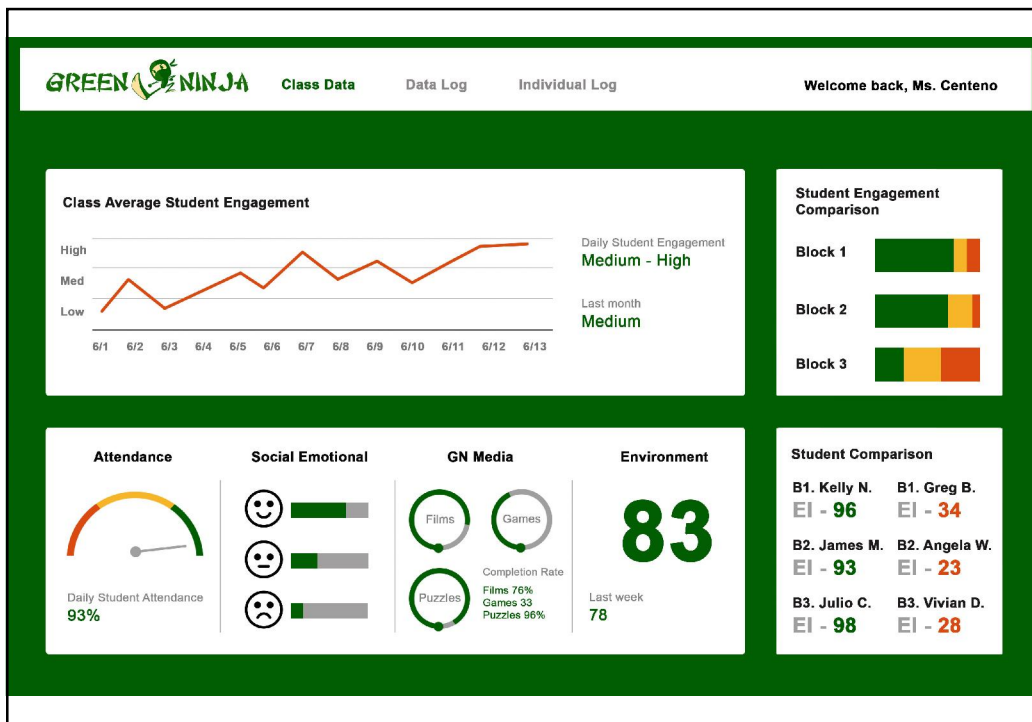
A middle school science curriculum that satisfies the new standards and produces verifiable reductions in carbon emissions.

Fitbit for Environmental Education



Data Aquisition





Summary

- Our analysis suggests that education can potentially be as effective as other proven mitigation measures...
 - *Provided the education is well designed!*
- We are currently developing ‘exceptional’ education curriculum for middle schools.
 - *Monitoring student achievement and behavior*

Thank You!

Eugene Cordero
Dept. Meteorology and Climate Science
eugene.cordero@sjsu.edu

Green Ninja: www.greenninja.org

